

BF UTILITIES

CIN:L40108PN2000PLC015323

BFUL/NSE/BSE/

July 17, 2019

National Stock Exchange of India Ltd.
Exchange Plaza, Bandra-Kurla Complex
Bandra (E),
Mumbai – 400 051
SYMBOL – BFUTILITIE

BSE Limited
Phiroze Jeejeebhoy Tower
Dalal Street, Fort,
Mumbai – 400 001.
Scrip Code – 532430


Dear Sir,

Re :- Regulation 31 of SEBI (Listing Obligations and Disclosure Requirements) Regulations, 2015 – Shareholding pattern as on 30th June, 2019

As required under Regulation 31 of SEBI (Listing Obligations and Disclosure Requirements) Regulations, 2015 we are sending herewith shareholding pattern of the company in the prescribed format for the quarter ended 30th June, 2019.

Thanking you,

Yours faithfully,
For BF Utilities Limited



B. S. Mitkari
Company Secretary

Encls :- As above.



KALYANI
GROUP COMPANY

Correspondence Address:
Cyber City, Tower 15, Level 6, Office 602,
Magarpatta City, Hadapsar, Pune 411013.
Phone: +91-20-6629 2550/26

BF Utilities Limited

Shareholding Pattern under Regulation 31 of SEBI (Listing Obligations and Disclosure Requirements) Regulations, 2015

1.	Name of Listed Entity: BF Utilities Limited
2.	Scrip Code/Name of Scrip/Class of Security: 532430
3.	Share Holding Pattern Filed under: Reg. 31(1)(b)
	a. If under 31(1)(b) then indicate the report for Quarter ending : 30th June, 2019
	b. If under 31(1)(c) then indicate date of allotment/extinguishment
4.	Declaration: The Listed entity is required to submit the following declaration to the extent of submission of information:-

	Particulars	Yes*	No*
1	Whether the Listed Entity has issued any partly paid up shares?		No
2	Whether the Listed Entity has issued any Convertible Securities or Warrants?		No
3	Whether the Listed Entity has any shares against which depository receipts are issued?		No
4	Whether the Listed Entity has any shares in locked-in?		No
5	Whether any shares held by promoters are pledge or otherwise encumbered?		No


* If the Listed Entity selects the option 'No' for the questions above, the columns for the partly paid up shares, Outstanding Convertible Securities/Warrants, depository receipts, locked-in shares, No of shares pledged or otherwise encumbered by promoters, as applicable, shall not be displayed at the time of dissemination on the Stock Exchange website. Also wherever there is 'No' declared by Listed Entity in above table the values will be considered as 'Zero' by default on submission of the format of holding of specified securities.



BF Utilities Limited

Table I - Summary Statement holding of specified securities

Category	Category of shareholder	Nos. of shareholders	No. of fully paid up equity shares held	No. of Partly paid-up equity shares held	No. of shares underlying Depository Receipts	Total nos. shares held (VII) = (IV)+(V)+(VI)	Shareholding as a % of total no. of shares (calculated as per SCRR, 1957)	Number of Voting Rights held in each class of securities			Shareholding B, as a % assuming full conversion of convertible securities (as a percentage of diluted share capital) (VII)+(X) As a % of (A+B+C2)	Number of Locked in shares	Number of Shares pledged or otherwise encumbered	Number of equity shares held in dematerialised form				
								No. of Voting Rights							No. of Shares Underlying Outstanding convertible securities (including Warrants)	As a % of total Shares held(b)	As a % of total Shares held(b)	As a % of total Shares held(b)
								Class eg: X	Class eg: Y	Total								
(I)	(II)	(III)	(IV)	(V)	(VI)	(VII) = (IV)+(V)+(VI)	(VIII) As a % of (A+B+C2)	(IX)	(X)	(XI)	(XII)	(XIII)	(XIV)					
(A)	Promoter & Promoter Group	21	21085215	0	0	21085215	55.9770	21085215	0	21085215	55.9770	0	0.0000	0	0.0000	21085215		
(B)	Public	47486	16582413	0	0	16582413	44.0230	16582413	0	16582413	44.0230	0	0.0000	0	0.0000	NA		
(C)	Non Promoter - Non Public								0							NA		
(C1)	Shares Underlying DRs	0	0	0	0	0	0.0000	0	0	0	0.0000	0	0.0000	0	0.0000	NA		
(C2)	Shares Held By Employee Trust	0	0	0	0	0	0.0000	0	0	0	0.0000	0	0.0000	0	0.0000	NA		
	Total	47507	37667628	0	0	37667628	100.0000	37667628	0	37667628	100.0000	0	0.0000	0	0.0000	35458096		



BF Utilities Limited

Table II - Statement showing shareholding pattern of the Promoter and Promoter Group

Category & Name of the shareholders	(i)	(ii)	(iii)	(iv)	(v)	(vi)	(vii) = (iv)+(v)+(vi)	(viii) As a % of (A+B+C2)	Number of Voting Rights held in each class of securities			(ix)	(x)	Shareholding as a % assuming full conversion of convertible securities (as a percentage of diluted share capital)	Number of Locked in shares		Number of Shares pledged or otherwise encumbered		(xiv)					
									No. of fully paid up equity shares held	Partly paid-up equity shares held	No. of shares underlying Depository Receipts				Total nos. shares held	Class eg: X	Class eg: Y	Total (A+B+C)		No. of Underlying Outstanding convertible securities (including Warrants)	As a % of total Shares held (a)	As a % of total Shares held (b)	No. Shares held (a)	No. Shares held (b)
1 Indian																								
(a) Individuals / Hindu Undivided Family																								
Gaurishankar Neelkanth Kalyani	7	78763	0	0	0	0	78763	0.2091	0	78763	0.2091	0	0.2091	0	0.0000	0	0.0000	0	0.0000	78763				
Babasaheb Neelkanth Kalyani	1	63779	0	0	0	63779	0.1693	0.1693	0	63779	0.1693	0	0.1693	0	0.0000	0	0.0000	0	0.0000	63779				
Sunita Babasaheb Kalyani	1	7212	0	0	0	7212	0.0191	0.0191	0	7212	0.0191	0	0.0191	0	0.0000	0	0.0000	0	0.0000	7212				
Rohini Gaurishankar Kalyani	1	4000	0	0	0	4000	0.0106	0.0106	0	4000	0.0106	0	0.0106	0	0.0000	0	0.0000	0	0.0000	4000				
Dr. Meera Kheny	1	2000	0	0	0	2000	0.0053	0.0053	0	2000	0.0053	0	0.0053	0	0.0000	0	0.0000	0	0.0000	2000				
Ashok Kumar Kheny	1	700	0	0	0	700	0.0019	0.0019	0	700	0.0019	0	0.0019	0	0.0000	0	0.0000	0	0.0000	700				
Sugandha Jai Hiremath	1	672	0	0	0	672	0.0018	0.0018	0	672	0.0018	0	0.0018	0	0.0000	0	0.0000	0	0.0000	672				
Amit Babasaheb Kalyani	1	400	0	0	0	400	0.0011	0.0011	0	400	0.0011	0	0.0011	0	0.0000	0	0.0000	0	0.0000	400				
Sulochana Neelkanth Kalyani	0	0	0	0	0	0	0	0	0	0	0	0	0	0	0	0	0	0	0	0				
Central Government / State Government(s)	0	0	0	0	0	0	0	0	0	0	0	0	0	0	0	0	0	0	0	0				
(b) Financial Institutions / Banks																								
(c) Any Other (Specify)																								
(d) Bodies Corporate																								
Ajinkya Investment And Trading Company	14	21006452	0	0	0	21006452	55.7679	55.7679	0	21006452	55.7679	0	55.7679	0	0.0000	0	0.0000	0	0.0000	21006452				
Kalyani Investment Company Limited	1	6648886	0	0	0	6648886	17.6515	17.6515	0	6648886	17.6515	0	17.6515	0	0.0000	0	0.0000	0	0.0000	6648886				
Kaf Holdings Private Limited	1	6195046	0	0	0	6195046	16.4466	16.4466	0	6195046	16.4466	0	16.4466	0	0.0000	0	0.0000	0	0.0000	6195046				
Pih Finvest Company Limited	1	4353472	0	0	0	4353472	11.5576	11.5576	0	4353472	11.5576	0	11.5576	0	0.0000	0	0.0000	0	0.0000	4353472				
BF Investment Limited	1	1424885	0	0	0	1424885	3.7828	3.7828	0	1424885	3.7828	0	3.7828	0	0.0000	0	0.0000	0	0.0000	1424885				
Jannhavi Investment Private Limited	1	1187903	0	0	0	1187903	3.1536	3.1536	0	1187903	3.1536	0	3.1536	0	0.0000	0	0.0000	0	0.0000	1187903				
Sundaram Trading And Investment Pvt Ltd	1	458514	0	0	0	458514	1.2173	1.2173	0	458514	1.2173	0	1.2173	0	0.0000	0	0.0000	0	0.0000	458514				
Rajgad Trading Company Pvt.Ltd.	1	239373	0	0	0	239373	0.6355	0.6355	0	239373	0.6355	0	0.6355	0	0.0000	0	0.0000	0	0.0000	239373				
Kalyani Consultants Pvt.Ltd.	1	151674	0	0	0	151674	0.4027	0.4027	0	151674	0.4027	0	0.4027	0	0.0000	0	0.0000	0	0.0000	151674				
Dandakaranya Investment And Trading Pvt.ltd.	1	149500	0	0	0	149500	0.3969	0.3969	0	149500	0.3969	0	0.3969	0	0.0000	0	0.0000	0	0.0000	149500				
Campanula Investment & Finance Pvt.Ltd	1	93700	0	0	0	93700	0.2488	0.2488	0	93700	0.2488	0	0.2488	0	0.0000	0	0.0000	0	0.0000	93700				
Cornflower Investment & Finance Pvt.Ltd	1	56189	0	0	0	56189	0.1492	0.1492	0	56189	0.1492	0	0.1492	0	0.0000	0	0.0000	0	0.0000	56189				
Hastinapur Investment & Trading Pvt.Ltd	1	39600	0	0	0	39600	0.1051	0.1051	0	39600	0.1051	0	0.1051	0	0.0000	0	0.0000	0	0.0000	39600				
Pranacharya Investment & Trading Pvt.Ltd	1	4567	0	0	0	4567	0.0121	0.0121	0	4567	0.0121	0	0.0121	0	0.0000	0	0.0000	0	0.0000	4567				
Sub Total (A)[1]	21	21085215	0	0	0	21085215	55.9770	55.9770	0	21085215	55.9770	0	55.9770	0	0.0000	0	0.0000	0	0.0000	21085215				

BF Utilities Limited

Table II - Statement showing shareholding pattern of the Promoter and Promoter Group

Category & Name of the shareholders	(i)	(ii)	(iii)	(iv)	(v)	No. of shares underlying Depository Receipts	Total nos. shares held (VII) = (IV)+(V)+(VI)	Shareholding % as per SCRR, 1957 As a % of (A+B+C2)	Number of Voting Rights held in each class of securities			No. of Shares Underlying Outstanding convertible securities (including Warrants)	Shareholding as a % assuming full conversion of convertible securities (as a percentage of diluted share capital)	Number of Locked in shares		Number of Shares pledged or otherwise encumbered		Number of equity shares held in dematerialised form	
									No of Voting Rights	Class eg: X eg: Y	Total			No. Shares held (a)	As a % of total Shares held (b)	No. Shares held (a)	As a % of total Shares held (b)		
																			(IX)
2 Foreign																			
(a) Individuals (Non-Resident Individuals / Foreign Individuals)																			
(b) Government																			
(c) Institutions																			
(d) Foreign Portfolio Investor																			
(e) Any Other (Specify)																			
Sub Total (A)(2)																			
Total Shareholding Of Promoter And Promoter Group (A) = (A)(1)+(A)(2)			21	21085215	0	0	21085215	55.9770	21085215	0	21085215	55.9770	0	0.0000	0	0.0000	0	0.0000	21085215

Details of Shares which remain unclaimed may be given hear along with details such as number of shareholders, outstanding shares held in demat/unclaimed suspense account, voting rights which are frozen etc.

Note :

(1) PAN would not be displayed on website of Stock Exchange(s)


(2) The term 'Encumbrance' has the same meaning as assigned under regulation 28(3) of SEBI (Substantial Acquisition of Shares and Takeovers) Regulations, 2011.



BF Utilities Limited

Table III - Statement showing shareholding pattern of the Public shareholder

Category & Name of the shareholders	PAN	(ii)	(iii)	(iv)	(v)	No. of shares underlying Depository Receipts	Shareholding % calculated as per SCRR, 1957 As a % of (A+B+C2)	Number of Voting Rights held in each class of securities			No. of Shares Underlying Outstanding convertible securities (including Warrants)	Shareholding, as a % assuming full conversion of convertible securities (as a percentage of diluted share capital)	Number of Locked in shares		Number of Shares pledged or otherwise encumbered		(XIV)							
								Nos. of shareholders	No. of fully paid up equity shares held	Partly paid-up equity shares held			No. of Voting Rights	Class eg: X	Class eg: Y	Total		Total as a % of (A+B+C)	(X)	(XI) = (VII)+(X) As a % of (A+B+C2)	No. Shares held (a)	As a % of total held (b)	No. Shares held (a)	As a % of total Shares held (b)
1																								
(a) Institutions																								
(a) Mutual Fund			6	1709	0	0	0.0045	1709	0	1709	0.0045	0	0.0000	0	0.0000	NA	1539							
(b) Venture Capital Funds			0	0	0	0	0.0000	0	0	0	0.0000	0	0.0000	0	0.0000	NA	0							
(c) Alternate Investment Funds			0	0	0	0	0.0000	0	0	0	0.0000	0	0.0000	0	0.0000	NA	0							
(d) Foreign Venture Capital Investors			0	0	0	0	0.0000	0	0	0	0.0000	0	0.0000	0	0.0000	NA	0							
(e) Foreign Portfolio Investor			9	179043	0	0	0.4753	179043	0	179043	0.4753	0	0.0000	0	0.0000	NA	179043							
(f) Financial Institutions / Banks			13	265168	0	0	0.7040	265168	0	265168	0.7040	0	0.0000	0	0.0000	NA	263503							
(g) Insurance Companies			1	31549	0	0	0.0838	31549	0	31549	0.0838	0	0.0000	0	0.0000	NA	31549							
(h) Provident Funds/ Pension Funds			0	0	0	0	0.0000	0	0	0	0.0000	0	0.0000	0	0.0000	NA	0							
(i) Any Other (Specify)			2	98	0	0	0.0003	98	0	98	0.0003	0	0.0000	0	0.0000	NA	98							
Foreign Bank			2	98	0	0	0.0003	98	0	98	0.0003	0	0.0000	0	0.0000	NA	98							
Sub Total (B)(1)			31	477567	0	0	1.2678	477567	0	477567	1.2678	0	0.0000	0	0.0000	NA	475732							
2																								
Central Government/ State Government(s)/ President of India																								
Sub Total (B)(2)			0	0	0	0	0.0000	0	0	0	0.0000	0	0.0000	0	0.0000	NA	0							
3																								
(a) Non-Institutions																								
(a) Individuals																								
i. Individual shareholders holding nominal share capital up to Rs. 2 lakhs.			44700	9048727	0	0	24.0226	9048727	0	9048727	24.0226	0	0.0000	0	0.0000	NA	8484389							
ii. Individual shareholders holding nominal share capital in excess of Rs. 2 lakhs.																								
(b) NBFIs registered with RBI			10	929149	0	0	2.4667	929149	0	929149	2.4667	0	0.0000	0	0.0000	NA	929149							
Trust Employee			10	19274	0	0	0.0512	19274	0	19274	0.0512	0	0.0000	0	0.0000	NA	19274							
Overseas Depositories(holding DRs) (balancing figure)			0	0	0	0	0.0000	0	0	0	0.0000	0	0.0000	0	0.0000	NA	0							
(d)			0	0	0	0	0.0000	0	0	0	0.0000	0	0.0000	0	0.0000	NA	0							



BF Utilities Limited

Table III - Statement showing shareholding pattern of the Public shareholder

Category & Name of the shareholders	PAN	(i)	(ii)	(iii)	(iv)	(v)	(vi)	Shareholding % calculated as per SCRR, 1957 As a % of (A+B+C2)	Number of Voting Rights held in each class of securities			No. of Shares Underlying Outstanding convertible securities (including Warrants)	Shareholding as a % assuming full conversion of convertible securities (as a percentage of diluted share capital)	Number of Locked in shares		Number of Shares pledged or otherwise encumbered		Number of equity shares held in dematerialised form					
									Nos. of shareholders	No. of fully paid up equity shares held	Partly paid-up equity shares held			No. of shares underlying Depository Receipts	Total nos. shares held (VII) = (IV)+(V)+(VI)	Class eg: X	Class eg: Y		Total	No. (a)	As a % of total Shares held(b)	No. (a)	As a % of total Shares held(b)
(e) Any Other (Specify)		2735	6107696	0	0	6107696	16.2147	0	6107696	16.2147	0	0.0000	NA	NA	4464337								
Trusts		8	61964	0	0	61964	0.1645	0	61964	0.1645	0	0.0000	NA	NA	1910								
Foreign Nationals		1	165	0	0	165	0.0004	0	165	0.0004	0	0.0000	NA	NA	165								
Hindu Undivided Family		1558	877747	0	0	877747	2.3302	0	877747	2.3302	0	0.0000	NA	NA	877747								
Non Resident Indians (Non Repat)		180	72803	0	0	72803	0.1933	0	72803	0.1933	0	0.0000	NA	NA	69649								
Non Resident Indians (Repat)		263	137600	0	0	137600	0.3653	0	137600	0.3653	0	0.0000	NA	NA	135759								
Overseas Bodies Corporates		1	350	0	0	350	0.0009	0	350	0.0009	0	0.0000	NA	NA	350								
Clearing Member		198	384882	0	0	384882	1.0218	0	384882	1.0218	0	0.0000	NA	NA	384882								
Bodies Corporate		526	4572185	0	0	4572185	12.1382	0	4572185	12.1382	0	0.0000	NA	NA	2993875								
Krutadnya Management And Trading Services Llp		1	1568600	0	0	1568600	4.1643	0	1568600	4.1643	0	0.0000	NA	NA	0								
Sub Total (B)(3)		47455	16104846	0	0	16104846	42.7551	0	16104846	42.7551	0	0.0000	NA	NA	13897149								
Total Public Shareholding (B)= (B)(1)+(B)(2)+(B)(3)		47486	16582413	0	0	16582413	44.0230	0	16582413	44.0230	0	0.0000	NA	NA	14372881								

Details of the shareholders acting as persons in Concert including their Shareholding (No. and %):

No. of shareholders	No. of Shares

Details of Shares which remain unclaimed may be given hear along with details such as number of shareholders, outstanding shares held in demat/unclaimed suspense account, voting rights which are frozen etc.

Note :

- (1) PAN would not be displayed on website of Stock Exchange(s).
- (2) The above format needs to disclose name of all holders holding more than 1% of total number of shares
- (3) W.r.t. the information pertaining to Depository Receipts, the same may be disclosed in the respective columns to the extent information available and the balance to be disclosed as held by custodian.



BF Utilities Limited

Table IV - Statement showing shareholding pattern of the Non Promoter- Non Public shareholder

Sr. No.	Category & Name of the shareholders	PAN	Nos. of share holders	No. of fully paid up equity shares held	Partly paid-up equity shares held	No. of shares underlying Depository Receipts	Shareholding % as per SCRR, 1957 As a % of (A+B+C2)	Number of Voting Rights held in each class of securities			No. of Shares Underlying Outstanding convertible securities (including Warrants)	Shareholding, as a % assuming full conversion of convertible securities (as a percentage of diluted share capital)	Number of Locked in shares		Number of Shares pledged or otherwise encumbered		Number of equity shares held in dematerialised form
								No of Voting Rights	Class eg: X	Total			As a % of total Shares held (a)	As a % of total Shares held (b)	As a % of total Shares held (a)	As a % of total Shares held (b)	
(I)	(II)	(III)	(IV)	(V)	(VI)	(VII) = (IV)+(V)+(VI)	(VIII) As a % of (A+B+C2)	(IX)	(X)	(XI) = (VII)+(X)	(XII)	(XIII)	(XIV)				
1	Custodian/DR Holder Employee Benefit Trust (under SEBI (Share based Employee Benefit) Regulations, 2014)		0	0	0	0	0.0000	0	0	0	0	0	0	0	0	0	0
2	Total Non-Promoter- Non Public Shareholding (C)= (C)(1)+(C)(2)		0	0	0	0	0.0000	0	0	0	0	0	0	0	0	0	0

Not

(1) PAN would not be displayed on website of Stock Exchange(s).

(2) The above format needs to disclose name of all holders holding more than 1% of total number of shares

(3) W.r.t. the information pertaining to Depository Receipts, the same may be disclosed in the respective columns to the extent information available and the balance to be disclosed as held by custodian.




Table V - Statement showing shareholding pattern of the Significant Beneficiary Owner (SBO)

	Name	PAN	Passport No. in case of a foreign national	Nationality	Details of holding/ exercise of right of the SBO in the reporting company, whether direct or indirect*					Date of creation / acquisition of significant beneficial interest
					Shares	Voting rights	Rights on distributable dividend or any other distribution	Exercise of control	Exercise of significant influence	
I	BABASAHE B NEELKANT H KALYANI & SUNITA BABASAHE B KALYANI	ABIPK5782 A		India	53.23	2.55	0.00			
A	Kalyani Consultants Pvt.Ltd.	AAACK731 4C		India	0.00	0.40	0.00	No	No	01-Mar-2001
B	Campanula Investment & Finance Pvt.Ltd	AAACC726 1L		India	0.00	0.15	0.00	No	No	01-Mar-2001
C	Dandakaranya Investment And Trading Pvt.Ltd.	AAACD736 7E		India	0.00	0.25	0.00	No	No	01-Mar-2001
D	Ajinkya Investment And Trading Company	AABCA545 9K		India	17.65	0.00	0.00	No	No	01-Mar-2001
E	Jannhavi Investment Private Limited	AAACJ4428 N		India	0.00	1.22	0.00	No	No	01-Mar-2001
F	Dronacharya Investment & Trading Pvt.Ltd	AAACD736 9L		India	0.00	0.01	0.00	No	No	01-Mar-2001
G	Rajgad	AAACR854		India	0.00	0.40	0.00	No	No	01-Mar-2001

